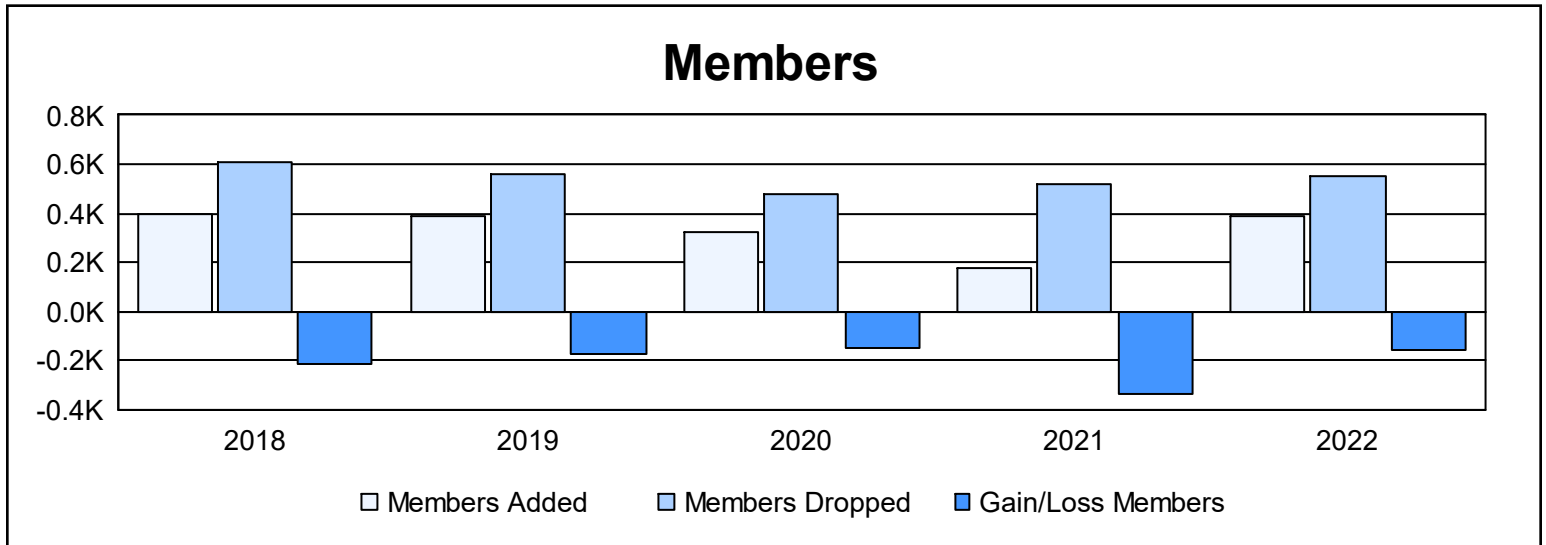
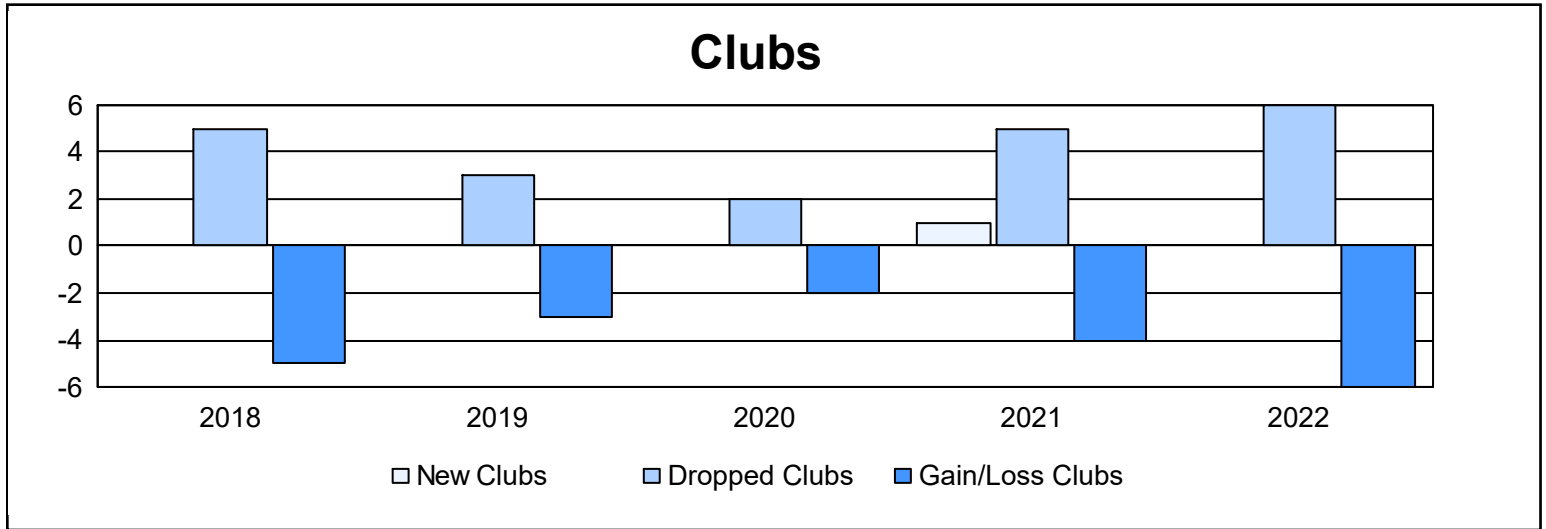
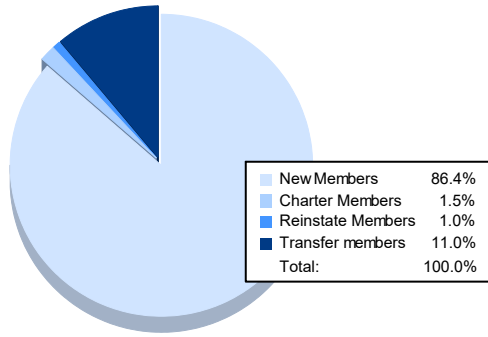


| Year | New Clubs | Dropped Clubs | Gain/ Loss Clubs | New Members | Charter Members | Reinstate Members | Transfer Members | Total Member Added | Total Members Dropped | Gain/ Loss Members |
|----------------|-----------|---------------|------------------|-------------|-----------------|-------------------|------------------|--------------------|-----------------------|--------------------|
| 2017-2018 | 0 | 5 | -5 | 345 | 7 | 2 | 41 | 395 | 609 | -214 |
| 2018-2019 | 0 | 3 | -3 | 358 | 4 | 5 | 21 | 388 | 563 | -175 |
| 2019-2020 | 0 | 2 | -2 | 301 | 1 | 1 | 24 | 327 | 474 | -147 |
| 2020-2021 | 1 | 5 | -4 | 141 | 24 | 3 | 12 | 180 | 517 | -337 |
| 2021-2022 | 0 | 6 | -6 | 337 | 6 | 4 | 43 | 390 | 551 | -161 |
| Average | 0 | 4 | -4 | 296 | 8 | 3 | 28 | 336 | 543 | -207 |



Membership Composition June 2022 Cumulative



Gender Composition June 2022 Cumulative

